


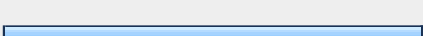








Actions of the Lowe Countries 2008 Survey




1. The ALC is currently a 3-day event, and each day's schedule is getting quite full. How would you feel about a longer event?			Response Percent	Response Count
I can attend one day			1.6%	1
I can only attend on weekends			11.1%	7
I can attend a 3-day event			41.3%	26
I would be interested in a 4-day event			46.0%	29
			<i>answered question</i>	63
			<i>skipped question</i>	0

2. Gibson Ranch is not available to us in May, and summers in Sacramento are too hot for this type of event. Given that:			Response Percent	Response Count
The current April dates work well for me			77.8%	49
April can be difficult, but I still plan to attend an April event			19.0%	12
I would prefer a different date			3.2%	2
			<i>answered question</i>	63
			<i>skipped question</i>	0



3. I would consider attending an October event in California (which might conflict with the Northern California Renaissance Faire, but not the Folsom Renaissance Faire)




		Response Percent	Response Count
Yes		41.3%	26
Maybe		30.2%	19
No		28.6%	18
<i>answered question</i>			63
<i>skipped question</i>			0




4. I would consider attending a School of the Renaissance Soldier sponsored event in Washington State this coming October

		Response Percent	Response Count
Yes		33.3%	21
Maybe		36.5%	23
No		30.2%	19
<i>answered question</i>			63
<i>skipped question</i>			0

5. Did you find the online preregistration process to be helpful?




		Response Percent	Response Count
Yes		98.4%	62
No, it was too complicated		1.6%	1
<i>answered question</i>			63
<i>skipped question</i>			0

6. Would you log back in and update your contact information to insure that the SRS can keep in touch with you?				
			Response Percent	Response Count
Yes			79.4%	50
Maybe			12.7%	8
Probably not			7.9%	5
			answered question	63
			skipped question	0




7. Would you log back in if there was a feature that showed you how many people from which groups had also registered?				
			Response Percent	Response Count
Yes			65.1%	41
Maybe			28.6%	18
Probably not			6.3%	4
			answered question	63
			skipped question	0

8. Many people suggested that we use PayPal to handle online payment, and offer a discount to those persons who pay in advance. This would greatly expedite check-in once you are onsite. Is this something you would be interested in?				
			Response Percent	Response Count
Yes			74.6%	47
Maybe			14.3%	9
Probably not			11.1%	7
			answered question	63
			skipped question	0

9. This year we used a computerized system to help make onsite registration and check-in quicker and more accurate. Did we succeed?

		Response Percent	Response Count
Yes, check-in was fast and easy		74.6%	47
Well, easy enough, but could have been quicker		20.6%	13
No, the process still needs improvement		4.8%	3
	<i>answered question</i>		63
	<i>skipped question</i>		0



10. Although registration fees have increased slightly over the years, the event still operates at a loss. This would indicate that registration fees are still too low, and many have told us that they agree. This event has never been intended to be a money maker, but it is important to cover costs and to maintain a small reserve in case of emergencies. What are your thoughts on the fees?



		Response Percent	Response Count
I think the current price too modest and believe that you should increase the fees		30.2%	19
I think that the current price is fair, but would accept modest increases in fees to see the event continue to be successful		55.6%	35
I think the current price is already too high		14.3%	9
	<i>answered question</i>		63
	<i>skipped question</i>		0



11. How do you like the Gibson Ranch site?			Response Percent	Response Count
It's perfect!			67.7%	42
It's OK			32.3%	20
I'd prefer a different venue			0.0%	0
	answered question			62
	skipped question			1



12. Do you have suggestions for alternate sites? Please list them.			Response Count
			7
	answered question		7
	skipped question		56

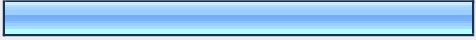


13. This year we allocated the garden hoses for fire safety purposes and provided short, food safe hoses for drinking water. This meant that you had to haul your drinking water "from the well". You had the option to take your drinking water from the hoses if that was acceptable to you. How did this work for you?			Response Percent	Response Count
Worked great; I appreciated the "food safe" option			80.3%	49
Didn't care; I just took my water from the hoses anyway			19.7%	12
	answered question			61
	skipped question			2

14. Were there enough portable toilets?				
			Response Percent	Response Count
Yes		95.2%	59	
No		4.8%	3	
Please explain			8	
answered question			62	
skipped question			1	



15. Were they in good condition?				
			Response Percent	Response Count
Yes		96.8%	60	
No		3.2%	2	
Please explain			5	
answered question			62	
skipped question			1	




16. Were they clean and well stocked?				
			Response Percent	Response Count
Yes		74.2%	46	
No		0.0%	0	
Mostly		25.8%	16	
Please explain			12	
answered question			62	
skipped question			1	




17. Were there a sufficient amount of firewood?				
			Response Percent	Response Count
Yes		96.6%	56	
No		3.4%	2	
			answered question	58
			skipped question	5



18. How was the quality of the firewood				
			Response Percent	Response Count
Good		51.8%	29	
Acceptable		46.4%	26	
Unacceptable		1.8%	1	
			answered question	56
			skipped question	7







19. Our camp was laid out generally in compliance with historical guidelines (as indicated by our research) but is subject to change. Were you satisfied with the manner in which camp was laid out?							
	Very Satisfied	Satisfied	Somewhat Satisfied	Dissatisfied	Rating Average	Response Count	
Satisfaction Rating	48.4% (30)	45.2% (28)	4.8% (3)	1.6% (1)	1.60	62	
						answered question	62
						skipped question	1



20. If it were feasible, would you appreciate (and patronize) a few Sutlers on-site?			
		Response Percent	Response Count
Sure		83.9%	52
Maybe		16.1%	10
No		0.0%	0
answered question			62
skipped question			1

21. How did you like the size of our new tavern?			
		Response Percent	Response Count
Perfect! Great Improvement		45.9%	28
Nice, but could be bigger		34.4%	21
No opinion		19.7%	12
answered question			61
skipped question			2




22. Was there a sufficient amount of furniture?			
		Response Percent	Response Count
Yes, just right		30.5%	18
No, never could find a seat		50.8%	30
Don't know, spent most of the time passed out on the floor		18.6%	11
answered question			59
skipped question			4

23. Would you be interested in some evening entertainments to accompany your carousals (sword demos, prize fight, dance, etc.) or do you prefer the evenings unstructured?			Response Percent	Response Count
I would like to see more evening activities			55.7%	34
I prefer an unstructured evening			44.3%	27
			answered question	61
			skipped question	2

24. We liked the idea of having snacks and beverages in the tavern, but the cost of providing them exceeded the amount of money earned from the cover charge. What do you recommend?			Response Percent	Response Count
Drop the cover charge and forget about providing snacks and beverages			4.9%	3
Drop the cover charge and let people pay for snacks and beverages if they want them			50.8%	31
Keep the snacks and beverages and increase the cover charge (or do a better job of insuring that all patrons pay it)			8.2%	5
Drop the cover charge, keep the snacks and roll the costs into an increased registration fee			9.8%	6
I don't care, since I'm a Puritan and did not patronize that den of vice and wickedness			9.8%	6
No opinion			16.4%	10
			answered question	61
			skipped question	2



25. Did you purchase supper from the Tavern on Friday?			Response Percent	Response Count
Yes			37.7%	23
No			62.3%	38
			answered question	61
			skipped question	2

26. If you did, please rate the following:								
	Great	Good	OK	Needs improvement	Awful	Rating Average	Response Count	
Quality	36.0% (9)	60.0% (15)	4.0% (1)	0.0% (0)	0.0% (0)	1.68	25	
Quantity	50.0% (11)	45.5% (10)	4.5% (1)	0.0% (0)	0.0% (0)	1.55	22	
Price	56.5% (13)	34.8% (8)	4.3% (1)	4.3% (1)	0.0% (0)	1.57	23	
Suggestions							6	
							answered question	25
							skipped question	38

27. Do you plan to purchase supper from the Tavern on Friday night next season?			Response Percent	Response Count
Yes			34.4%	21
Maybe			44.3%	27
No			21.3%	13
			answered question	61
			skipped question	2







28. Provided Breakfast							
	Great	Good	OK	Needs improvement	Awful	Rating Average	Response Count
Quantity	36.1% (22)	36.1% (22)	24.6% (15)	1.6% (1)	1.6% (1)	1.97	61
Quality	39.7% (23)	37.9% (22)	19.0% (11)	1.7% (1)	1.7% (1)	1.88	58
Suggestions							14
answered question							61
skipped question							2


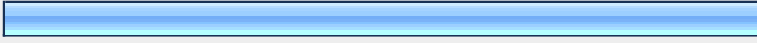
29. Meals available from the Camp Cook							
	Great	Good	OK	Needs improvement	Awful	Rating Average	Response Count
Quantity	47.5% (29)	34.4% (21)	18.0% (11)	0.0% (0)	0.0% (0)	1.70	61
Quality	53.3% (32)	33.3% (20)	13.3% (8)	0.0% (0)	0.0% (0)	1.60	60
Price	58.3% (35)	28.3% (17)	13.3% (8)	0.0% (0)	0.0% (0)	1.55	60
Suggestions							19
answered question							61
skipped question							2

30. Did you buy a T-shirt?			
		Response Percent	Response Count
Yes		52.5%	32
No		47.5%	29
answered question			61
skipped question			2

31. Do you think that you might buy a T-shirt next year?			Response Percent	Response Count
Yes			49.2%	30
Maybe			34.4%	21
No			16.4%	10
			answered question	61
			skipped question	2



32. Is so, what size?			Response Percent	Response Count
XS			0.0%	0
S			7.8%	4
M			9.8%	5
L			35.3%	18
XL			27.5%	14
XXL			13.7%	7
XXXL			5.9%	3
			answered question	51
			skipped question	12

33. What color shirt do you prefer?			Response Percent	Response Count
Burgundy			7.5%	4
Royal Blue			7.5%	4
Forest Green			7.5%	4
Black			24.5%	13
Any of the above			47.2%	25
Other (please specify)			5.7%	3
			<i>answered question</i>	53
			<i>skipped question</i>	10

34. Did you attend a swordsmanship workshop?			Response Percent	Response Count
Yes			16.4%	10
No			83.6%	51
			<i>answered question</i>	61
			<i>skipped question</i>	2



35. How important to you is this type of workshop at the ALC								
	Very Important	Important	Moderately important	Not important	N/A	Rating Average	Response Count	
Rate Importance	31.1% (19)	39.3% (24)	23.0% (14)	1.6% (1)	4.9% (3)	1.95	61	
							<i>answered question</i>	61
							<i>skipped question</i>	2

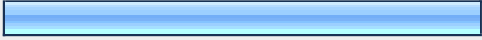


36. If you took a workshop, how would you rate it?						
	Excellent	Good	OK	Needs improvement	Rating Average	Response Count
Rating	68.8% (11)	18.8% (3)	12.5% (2)	0.0% (0)	1.44	16
	<i>answered question</i>					16
	<i>skipped question</i>					47



37. Did you attend the first-time shooter class?				Response Percent	Response Count
Yes				24.6%	15
No				75.4%	46
	<i>answered question</i>				61
	<i>skipped question</i>				2








38. How important to you is this type of workshop at the ALC?						
	Very Important	Important	Moderately important	Not important	Rating Average	Response Count
Rate importance	67.9% (38)	26.8% (15)	3.6% (2)	1.8% (1)	1.39	56
	<i>answered question</i>					56
	<i>skipped question</i>					7




39. How would you rate this workshop?						
	Excellent	Good	OK	Needs improvement	Rating Average	Response Count
Rating	75.0% (15)	10.0% (2)	10.0% (2)	5.0% (1)	1.45	20
	<i>answered question</i>					20
	<i>skipped question</i>					43

40. There was some informal instruction offered in the Tavern for period games. Did you participate in these?				
			Response Percent	Response Count
Yes			34.4%	21
No			65.6%	40
			<i>answered question</i>	61
			<i>skipped question</i>	2

41. Would you like to see expanded instruction in gaming?				
			Response Percent	Response Count
Yes			52.5%	32
No			1.6%	1
No opinion			45.9%	28
			<i>answered question</i>	61
			<i>skipped question</i>	2

42. Many of the topics presented at the ALC, such as command and drill procedures, officer and position descriptions and camp layout, are the result of original research done by SRS staff and associates. Are you interested in contributing to the body of our community knowledge by conducting research for the SRS?				
			Response Percent	Response Count
Yes			41.4%	24
No			58.6%	34
			<i>answered question</i>	58
			<i>skipped question</i>	5

43. If yes, what area of research are you interested in (choose one or many)?				
			Response Percent	Response Count
Drill		58.3%	14	
Officers and positions		45.8%	11	
Camp layout		16.7%	4	
Food		16.7%	4	
Clothing		45.8%	11	
Weapons		70.8%	17	
Camp life		54.2%	13	
Other (please name)			7	
			answered question	24
			skipped question	39




44. How did you participate in this year's event?				
			Response Percent	Response Count
As a Foote Soldier		65.0%	39	
As a Horse Soldier		15.0%	9	
As a Member of Camp		20.0%	12	
			answered question	60
			skipped question	3

45. How audible were the the commands?							
	Very	OK	Not very	Couldn't hear a thing	Rating Average	Response Count	
Rate	28.2% (11)	51.3% (20)	15.4% (6)	5.1% (2)	1.97	39	
						answered question	39
						skipped question	24

46. How clear and understandable were the commands?						
	Very	OK	Not very	Couldn't hear or understand a thing	Rating Average	Response Count
Rate	30.8% (12)	48.7% (19)	15.4% (6)	5.1% (2)	1.95	39
	<i>answered question</i>					39
	<i>skipped question</i>					24

47. Did you feel that commands and instruction from the Captain were:							
	Realistic and sufficient		OK		Pointless and inadequate	Rating Average	Response Count
Rate	33.3% (13)	38.5% (15)	20.5% (8)	7.7% (3)	0.0% (0)	2.03	39
	<i>answered question</i>						39
	<i>skipped question</i>						24


48. Did you feel that commands and instruction from the other officers (corporate included) were:							
	Realistic and sufficient		OK		Pointless and inadequate	Rating Average	Response Count
Rate	30.8% (12)	48.7% (19)	15.4% (6)	5.1% (2)	0.0% (0)	1.95	39
	<i>answered question</i>						39
	<i>skipped question</i>						24

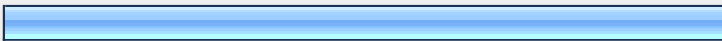

49. Were breaks sufficient in length and timing?				
			Response Percent	Response Count
Yes			66.7%	26
Somewhat			28.2%	11
No			5.1%	2
<i>answered question</i>				39
<i>skipped question</i>				24



50. How did you find the horse/infantry mock combat?							
	Intense and Exciting		OK		Dreary/Boring	Rating Average	Response Count
Rate	51.3% (20)	30.8% (12)	12.8% (5)	2.6% (1)	2.6% (1)	1.74	39
Comments?							12
<i>answered question</i>							39
<i>skipped question</i>							24

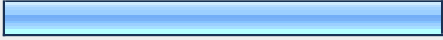


51. In your opinion, how important is it to include Horse in the ALC?							
	Very Important		Somewhat important		Not important at all	Rating Average	Response Count
Rate	79.5% (31)	10.3% (4)	5.1% (2)	0.0% (0)	5.1% (2)	1.41	39
<i>answered question</i>							39
<i>skipped question</i>							24




52. How did you find the infantry vs. infantry tacticals?							
	Fun and exciting		OK		Dreary/Boring	Rating Average	Response Count
Rate	61.5% (24)	25.6% (10)	12.8% (5)	0.0% (0)	0.0% (0)	1.51	39
Comments?							11
answered question							39
skipped question							24



53. Do you feel you came away with a good experience with the drill and tactical exercises?			
		Response Percent	Response Count
Yes		71.8%	28
Somewhat		23.1%	9
No		5.1%	2
Comments?			9
answered question			39
skipped question			24




54. Did you learn something new?			
		Response Percent	Response Count
Yes		79.5%	31
No		20.5%	8
Tell us about it...			13
answered question			39
skipped question			24

55. Did you stand watch and ward?			Response Percent	Response Count
Yes			46.2%	18
No			53.8%	21
			answered question	39
			skipped question	24



56. How did you feel about your experience?			Response Percent	Response Count
Found it really satisfying			48.3%	14
Didn't love it, but appreciated the opportunity			37.9%	11
Don't think we need to do it			13.8%	4
			answered question	29
			skipped question	34



57. Do you think that we should choose new officers each year, or keep the same group of experienced officers?			Response Percent	Response Count
Choose new officers each year			2.6%	1
Keep some of the officers, but rotate new ones in			52.6%	20
Maintain the current method of officer selection (which is by invitation, based on experience and availability?)			44.7%	17
			answered question	38
			skipped question	25

58. Would you like to be considered for an officer's position?				
			Response Percent	Response Count
Yes			47.2%	17
No			52.8%	19
			answered question	36
			skipped question	27



59. What level of military discipline would you like to see while the company is on maneuvers?				
			Response Percent	Response Count
More casual			2.6%	1
Perfect as is			76.3%	29
Make mine Marine boot camp, please			21.1%	8
			answered question	38
			skipped question	25

60. Did you feel that commands and instruction from the captain were:							
	Realistic and sufficient		OK		Pointless and inadequate	Rating Average	Response Count
Rate	55.6% (5)	22.2% (2)	11.1% (1)	11.1% (1)	0.0% (0)	1.78	9
						answered question	9
						skipped question	54



61. Were breaks sufficient in length and timing?				
			Response Percent	Response Count
Yes			55.6%	5
Somewhat			44.4%	4
No			0.0%	0
answered question				9
skipped question				54


62. Was there sufficient time to get yourself and your horse ready for the drills?				
			Response Percent	Response Count
Yes			44.4%	4
Somewhat			55.6%	5
No			0.0%	0
answered question				9
skipped question				54



63. How did you find the horse/infantry mock combat?							
	Intense and Exciting		OK		Dreary/Boring	Rating Average	Response Count
Rate	44.4% (4)	33.3% (3)	11.1% (1)	11.1% (1)	0.0% (0)	1.89	9
answered question							9
skipped question							54



64. Do you feel you came away with a good experience with the drill and tactical exercises?				Response Percent	Response Count
Yes				77.8%	7
Somewhat				22.2%	2
No				0.0%	0
<i>answered question</i>					9
<i>skipped question</i>					54

65. Should there be more emphasis on individual skills-at-arms, or remain focused on working together as a unit?							
	Focus on Unit				Focus on Individual Skills	Rating Average	Response Count
Rate	22.2% (2)	33.3% (3)	11.1% (1)	33.3% (3)	0.0% (0)	2.56	9
<i>answered question</i>							9
<i>skipped question</i>							54

66. Did you learn something new?				Response Percent	Response Count
Yes				77.8%	7
No				22.2%	2
Tell us about it...					5
<i>answered question</i>					9
<i>skipped question</i>					54

67. Do you feel that being Horse at the ALC is worth the time, effort and extra cost in doing so?			Response Percent	Response Count
Yes			100.0%	9
Somewhat			0.0%	0
No			0.0%	0
			Comments?	3
			<i>answered question</i>	9
			<i>skipped question</i>	54

68. Several years back we offered a schedule of activities for camp followers. Although well intentioned, the effort failed. Should we try again?			Response Percent	Response Count
No, I had more than enough to keep me busy			66.7%	8
Yes, I would like to see some activities added for camp followers			33.3%	4
			<i>answered question</i>	12
			<i>skipped question</i>	51

69. If yes, would you be willing to coordinate or lead an activity for camp followers?			Response Percent	Response Count
Yes			12.5%	1
No			87.5%	7
			<i>answered question</i>	8
			<i>skipped question</i>	55

70. If yes, please list type of activity:		Response Count
		1
	<i>answered question</i>	1
	<i>skipped question</i>	62

71. What was your overall rating of this season's event?							
	Excellent	Good	OK	Not good	Sorry, I won't be back	Rating Average	Response Count
Rating	62.1% (36)	31.0% (18)	3.4% (2)	3.4% (2)	0.0% (0)	1.48	58
	<i>answered question</i>						58
	<i>skipped question</i>						5

72. Any other thoughts, comments or suggestions that you would like to share?		Response Count
		25
	<i>answered question</i>	25
	<i>skipped question</i>	38